

Specification

Cells Per Unit	6
Voltage Per Unit	12
Capacity	150Ah @ 10hr-rate to 1.75V per cell @25°C
Weight	Approx. 46kg (Tolerance ± 3.0%)
Internal Resistance	Approx. 3.5 mΩ
Terminal	F12(M8)/F5(M8)
Max. Discharge Current	1500A (5 sec)
Design Life	15 years (floating charge)
Max. Charging Current	30.0 A
Reference Capacity	7.93A / 158AH (20hr, 1.80V/cell, 25°C/77°F) 15.0A / 150AH (10hr, 1.80V/cell, 25°C/77°F) 28.0A / 140AH (5hr, 1.75V/cell, 25°C/77°F) 42.0A / 126AH (3hr, 1.75V/cell, 25°C/77°F) 98.0A / 98AH (1hr, 1.60V/cell, 25°C/77°F)
Float Charging Voltage	13.6 V~13.8 V @ 25°C Temperature Compensation: -3mV/°C/Cell
Cycle Use Voltage	14.2 V~14.4 V @ 25°C Temperature Compensation: -4mV/°C/Cell
Operating Temperature Range	Discharge: -40°C~60°C Charge: -20°C~50°C Storage: -40°C~60°C
Normal Operating Temperature Range	25°C ± 5°C
Self Discharge	Agr Valve Regulated Lead Acid (VRLA) batteries can be stored for up to 8 months at 25°C and then recharging is recommended. Monthly Self-discharge ratio is less than 3% at 25°C. Please charge batteries before using.
Container Material	A.B.S. UL94-HB, UL94-V0 Optional.



Agromot Deep Cycle Gel batteries are designed for maintenance-free usage and produced for high performance and trouble-free charge and discharges thanks to its Dry Battery Technology. Provides wide product range for power charge. Particular usage areas;

*Motorhome, Caravan, Tiny and Wooden House

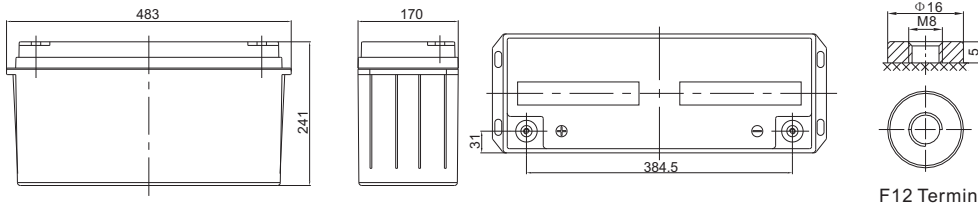
- Marine yachts and boats
- Solar powered home and workplace systems
- Telecommunication infrastructure networks
- UPS storage systems

As a result of long time experience and know-how of AGROMOT in deep discharge agm battery systems and excellent engineering technology;

- Strong Polypropylene casing•Impregnated AGM separators providing maximum reach by Deep cycle and instantaneous current draw
- Controllable process calibration

provide AGROMOT to sustain among the companies in the World market for many years long in terms of quality.

Dimensions



Length	483±2mm (19.0 inches)
Width	170±2mm (6.69 inches)
Height	241±2mm (9.49 inches)
Total Height	241±2mm (9.49 inches)
Terminal	Value
M5	6~7 N*m
M6	8~10 N*m
M8	10~12 N*m

F12 Terminal

Unit: mm

Constant Current Discharge Characteristics : A(25°C)

F.V/Time	10MIN	15MIN	30MIN	1HR	2HR	3HR	4HR	5HR	8HR	10HR	20HR
1.60V	316.7	270.1	158.1	98.0	62.0	46.9	33.9	29.6	20.2	16.1	7.97
1.65V	306.2	260.1	152.9	96.2	61.8	46.0	33.5	29.2	19.7	16.0	7.96
1.70V	296.0	252.9	147.5	96.0	61.2	45.1	32.8	28.6	18.9	15.8	7.95
1.75V	281.9	242.1	142.1	95.1	60.2	42.0	32.1	28.0	18.2	15.4	7.94
1.80V	262.9	220.7	140.1	92.4	54.9	39.2	31.6	26.9	17.5	15.0	7.93
1.85V	232.4	187.1	138.0	84.2	52.9	36.9	30.1	25.9	16.9	14.2	7.91

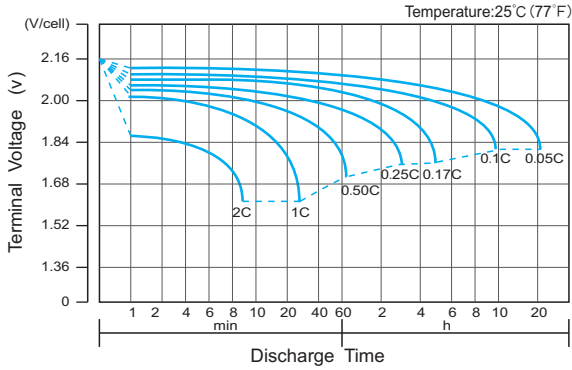
Constant Power Discharge Characteristics : WPC(25°C)

F.V/Time	10MIN	15MIN	30MIN	1HR	2HR	3HR	4HR	5HR	8HR	10HR	20HR
1.60V	538.0	478.7	289.1	184.2	117.6	89.1	65.0	57.1	39.9	31.7	17.4
1.65V	520.5	462.3	275.2	180.4	116.8	89.0	64.4	56.8	39.5	31.2	17.3
1.70V	503.2	432.1	265.5	176.9	115.9	85.4	63.2	56.0	39.0	30.9	17.0
1.75V	485.8	430.1	260.0	168.6	115.2	80.9	62.6	55.4	38.4	30.5	16.8
1.80V	446.9	362.1	257.9	159.7	103.3	78.6	60.1	52.9	37.6	29.6	16.7
1.85V	397.4	331.9	239.8	140.5	100.8	75.8	58.7	48.9	35.2	27.5	15.4

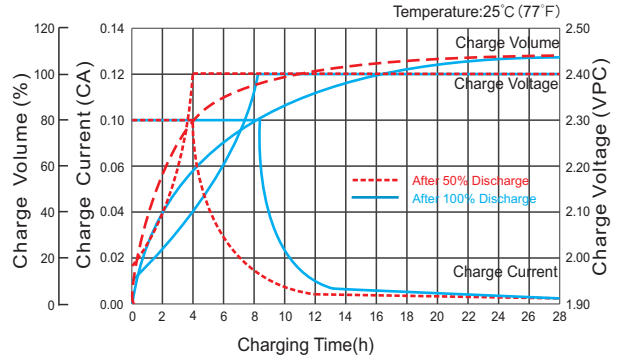
(Note) The above characteristics data are average values obtained within three charge/discharge cycle not the minimum values.

The battery must be fully charged before the capacity test. The C₂₀ should reach 95% after the first cycle and 100% after the third cycle.

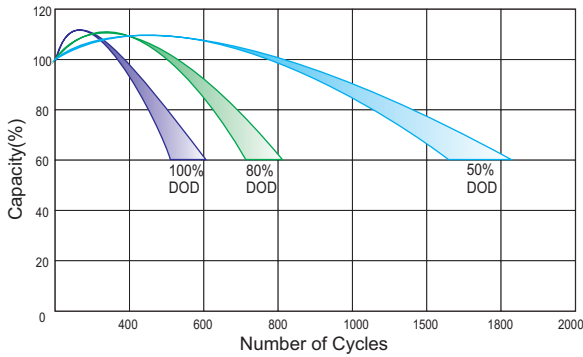
Discharge Characteristics Curve



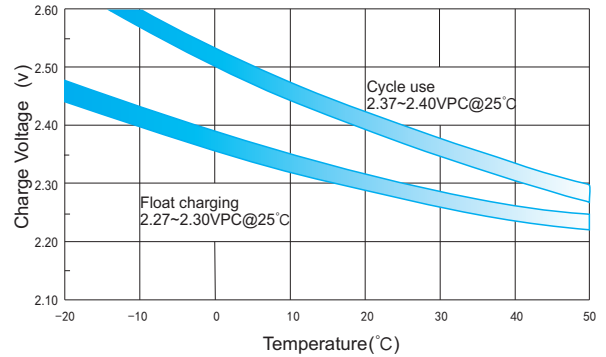
Charge Characteristic Curve for Cycle Use(IU)



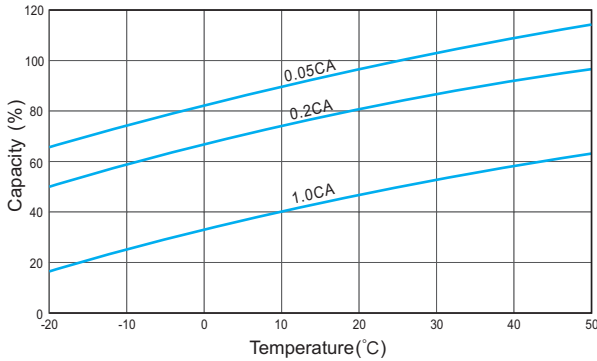
Cycle Life in Relation to Depth of Discharge



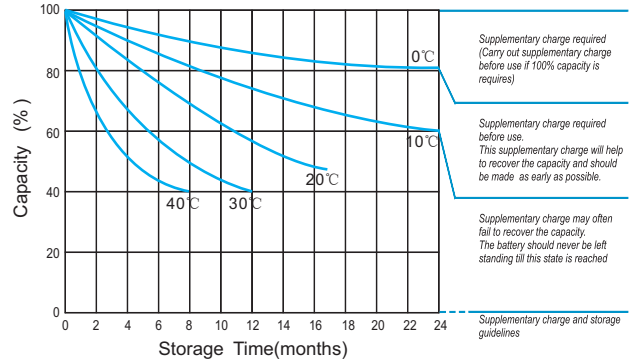
Relationship Between Charging Voltage and Temperature



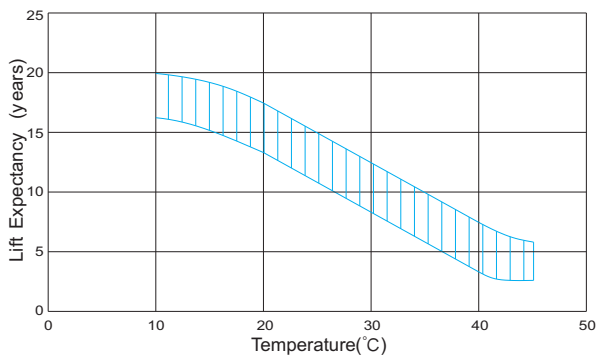
Temperature Effects on Capacity



Storage Characteristics



Effect of Temperature on Long Term Life



Relationship of OCV And State of Charge(20°C)

