

RG-NBS6002

Layer 3 Cloud Managed Switch

DATASHEET




Highlights

- Modular design provides scalability and flexibility
- Dynamic routing allows traffic to be routed at Layer 3
- Multiple security policies protect your network
- Lifetime management on Ruijie Cloud at anytime anywhere

Highlight Features

RG-NBS6002 Two-Slot Modular Core Switch



4 Optional
Line Cards



32,000
MAC Address



8,000
ARP Table




480 Gbps
Switching Capacity



360 Mpps
Packet Forwarding Rate


High Cost-Effective Core Switch

Enjoy the performance of two with the price of one

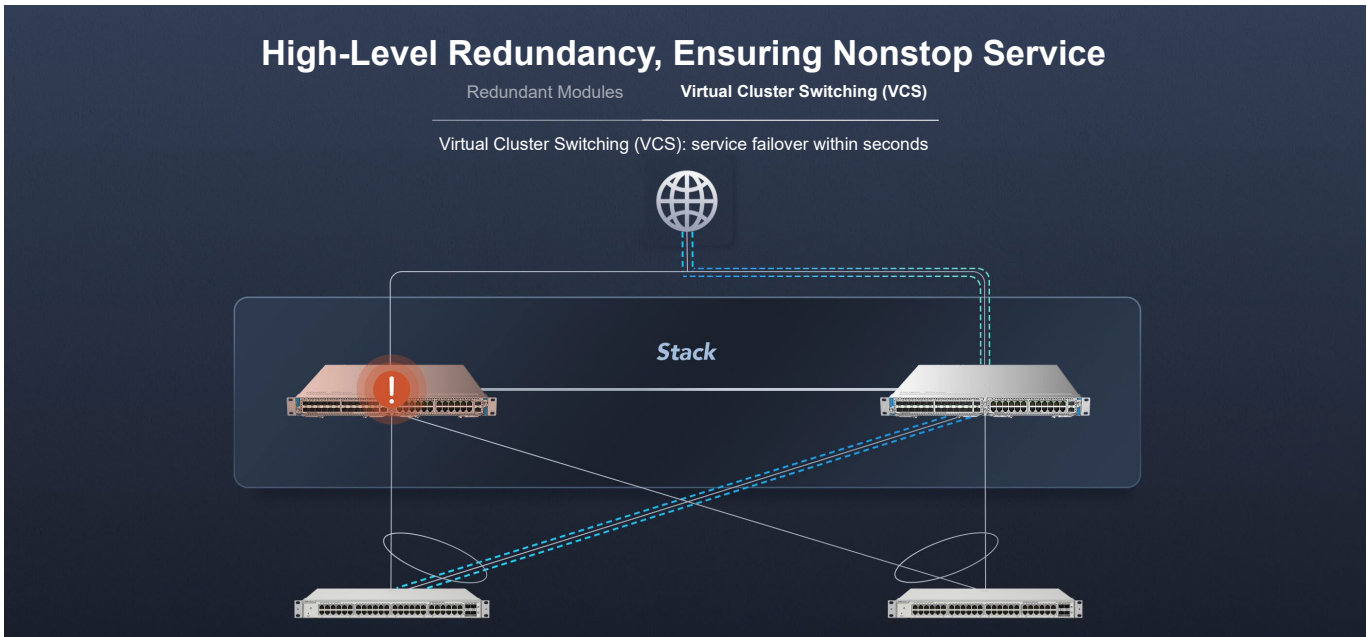


Modular Design: High performance, Scalability, and Flexibility

Support 4 types of line cards, 11 Combinations



Highlight Features



Cloud, Make Your Business Easy

- SON, zero touch provisioning to Cloud
- Monitor switch statistics at anytime anywhere
- Configure VLANs on Ruijie Cloud APP
- Easy maintenance, save onsite time and cost

A composite image showing the Ruijie Cloud management interface. On the left, a laptop displays the 'Ruijie Cloud' dashboard with various monitoring and configuration options. The dashboard includes sections for 'Overview' (showing 10 APs, 14 switches, 0 gateways, 0 home routers, 0 wireless bridges, 2 unlicensed, 2 today, 2 this week), 'Registered Device Distribution' (a map showing device locations), and 'Channel Distribution and Usage' (a bar chart for 2.4G and 5G channels). On the right, a smartphone displays the 'Camera' management interface, showing camera connection details and a speed summary graph. In the foreground, a Ruijie network switch is shown, partially overlapping the laptop and smartphone.



Basic

Model	RG-NBS6002
10/100/1000Base-T ports	48 * 10/100/1000BASE-T ports (Maximum)
SFP ports	48* SFP ports (Maximum)
SFP+ ports	4* SFP+ ports (Maximum)
Layer Type	Layer 3
Switching capacity	176Gbps
Forwarding rate	132Mpps
Packet Buffer	16 Mbit
MAC address table	32,000
Maximum VLAN Support	4094
Dimensions (W x D x H)	581 mm x 533 mm x 131 mm
Weight (With package)	6.2KG
MTBF	> 400,000
Warranty	5 Years

Layer 2 Features

Jumbo Frame	9216
Flow Control	✓
STP (IEEE 802.1d)	✓
RSTP (IEEE 802.1w)	✓
MSTP (IEEE 802.1s)	-
Port Fast	✓
BPDU Guard	✓



Layer 2 Features

Model	RG-NBS6002
Errdisable Recovery	✓
Max. Aggregation Group	16
Max. Member per Group	8
Unknow Unicast Storm Suppression	✓
Multicast / Broadcast Storm Suppression	✓
Many-to-One Mirroring	✓
VLAN Range	1-4094
Port-based VLAN	✓
MAC-based VLAN	✓
IP-based VLAN	✓
Voice VLAN	✓
RLDP	✓
LLDP / LLDP-MED	✓
Cable Testing	✓
IGMP Snooping v1/v2/v3	✓

Software Features

Ping	✓
Traceroute	✓
ACL Entries	1900
OSPF/RIP	✓
IP Standard ACL	✓



Software Features

Model	RG-NBS6002
MAC-based Extended ACL	✓
IP-based Extended ACL	✓
Port-based Rate Limit (Ingress/Egress)	✓
SNMP v1/v2c/v3	✓
DHCP Server	✓
Web Management	✓
Management IP	10.44.77.200
HTTP/HTTPS	✓
Cloud Management	✓
SON (Self-Organizing Network) with IP	✓
Camera Recognition	✓
Loop Prevention	✓
802.1X	✓
PoE Usage Alarm	-
Protection Port	✓
IP Source Guard	✓
Anti-ARP	✓
DHCP Snooping	✓
DHCP Client	✓



Physical Features

Model	RG-NBS6002
Reset Button	rear
Cable Hot-swappable	✓
Power Supply Slot	Dual, modular power supply
Power Supplies	100 - 240V AC, 3A
Power Consumption	≤ 37.2W
EEE	✓
Fan	3
	Left/right-to-Rear
Fan Adaptive Speed Adjustment	✓
Acoustic Noise	< 60dB
Operating Temperature	0°C to 50°C (32°F to 122°F)
Storage Temperature	-40°C to 70°C (-40°F to 158°F)
Operating Humidity	10% to 90% RH
Storage Humidity	5% to 95% RH
Port Surge	6 kV
Operating Altitude (meters)	-500 to 5000

CE, RoHS

Power Supply

RG-PA150I-FS	RG-NBS6002 Power Module (support redundancy,AC, 150W)
--------------	---

Line Card & Service Module

M6000-24GT2XS	24 Gigabit Ethernet copper port (RJ45) + 2 10-Gigabit Ethernet fiber port (SFP+,LC) Power Consumption \leq 20.6W
M6000-16GT8SFP2XS	16 Gigabit Ethernet copper port (RJ45) + 8 Gigabit Ethernet fiber port (SFP+,LC) + 2 10-Gigabit Ethernet fiber port (SFP+,LC) Power Consumption \leq 28.5W
M6000-24SFP2XS	24 Gigabit Ethernet fiber port (SFP LC) + 2 10-Gigabit Ethernet fiber port (SFP+,LC) Power Consumption \leq 44.4W
M6000-16SFP8GT2XS	16 Gigabit Ethernet fiber port (SFP LC) + 8Gigabit Ethernet copper port (RJ45) + 2 10-Gigabit Ethernet fiber port (SFP+,LC) Power Consumption \leq 36.4W

Package Contents

Device	RG-NBS6002
Mounting Bracket	2
Foot pad	4
Power supply	/
Quick Start Guide	1
Warranty Card	1
Accessories	Screws * 6
Package Weight	6.2KG
Package Dimension (w x d x h)	596 mm x 285 mm x 558 mm

Ruijie | Rcycc

 **Redefine your easy network**

Copyright ©2000-2023 Ruijie Networks Co., Ltd. All rights reserved.

No part of this document may be reproduced or transmitted in any form or any means without prior written consent of Ruijie Networks Co., Ltd.

Notice

This content is applicable only to regions outside the China mainland. Ruijie Networks Co., Ltd. reserves the right to interpret this content.

The information contained herein is subject to change without notice. Nothing herein should be construed as constituting an additional warranty. Ruijie Networks Co., Ltd. shall not be liable for technical or editorial errors or omissions contained herein.



Ruijie Networks Co., Ltd.
Building 19, Juyuanzhou Industrial Park, No.618
Jinshan Road, Cangshan District, Fuzhou, Fujian, China
Website: <https://www.ruijienetworks.com>